



# Riverbank Park Plaza

LONDON

## Fact Sheet | Riverbank Park Plaza – London

### Location

- This superb 4-star deluxe hotel is situated on the banks of the river Thames, south-side opposite the Tate Britain art gallery and overlooking the houses of Parliament, Big Ben and the London Eye. The hotel is within walking distance of some of London's most impressive landmarks and attractions
- The hotel is within easy reach of London Waterloo International rail and underground station, which services the Eurostar train and Vauxhall mainline rail and underground station. Westminster underground station is also close by providing access to the District, Circle and Jubilee lines to the City
- The hotel provides excellent transport connections such as river taxis and a shuttle bus service
- A shuttle bus service is available on request and private river taxi's from late 2005

### Area Attractions

- The Oval Cricket Ground
- Westminster Abbey
- London Eye
- Big Ben
- Houses of Parliament
- Tate Britain
- Trafalgar Square
- London Aquarium
- St James's Park
- Imperial War Museum
- Lambeth Palace & Gardens (home to the Archbishop of Canterbury)
- Royal Festival Hall
- The National Film Theatre
- Royal National Theatre



## Guest Rooms and Other Facilities



- Stunning 4-star deluxe, contemporary new build hotel
- 394 spacious guestrooms including superior & executive rooms and executive suites
- Fitness Suite
- Extensive state-of-the-art conference facilities, including the stunning Thames Room
- Wireless internet connectivity available in all public areas
- 120 car parking spaces

### Amenities & features for all guest rooms

- Air-conditioning
- Plasma screen television with DVD player
- Movie & Music channels on demand
- Laptop safe
- Large work desk
- EU & US power sockets
- Separate bath and shower
- Hairdryer
- Iron & ironing board
- Mini-bar
- Tea & coffee making facilities



## Restaurants and Bars

- Chino Latino Brasserie, Bar & Lounge is located on the ground floor of the hotel. The Brasserie offers an impressive East meets West combination of cuisine – stunning sushi, seafood and signature dishes such as Black cod in Miso feature on the menu. Alternatively, enjoy cocktails, fine wines or refreshing coffees in the comfort of the Lounge & Bar.
- 24-hour room service

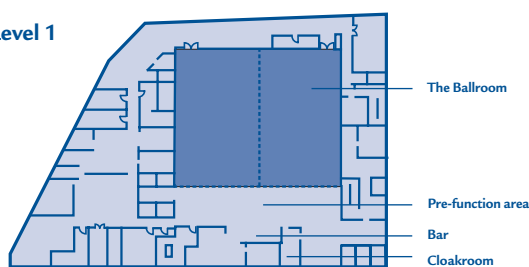


A welcome sign worldwide

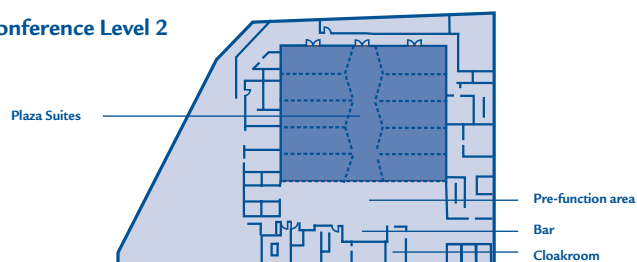
# Conference and Banqueting Room Capacities

| Meeting Room   | L x W (metres) | Height (metres) | Theatre | Boardroom | U-shape | Classroom | Cabaret | Dinner | Dinner Dance | Reception |
|--|----------------|-----------------|---------|-----------|---------|-----------|---------|--------|--------------|-----------|
| <b>First Floor</b>   |                |                 |         |           |         |           |         |        |              |           |
| The Thames Room  |                | 4 to 15         | 310     | -         | -       | 150       | 240     | 300    | 250          | 400       |
| <b>Conference level 1</b>  |                |                 |         |           |         |           |         |        |              |           |
| The Ballroom   | 22.9 x 27.9    | 5.7             | 660     | -         | -       | 405       | 528     | 660    | 550          | 660       |
| <i>The Ballroom can also be divided into two separate ballrooms</i>    |                |                 |         |           |         |           |         |        |              |           |
| Ballrooms  | 22.9 x 13.9    | 5.7             | 300     | -         | 54      | 234       | 200     | 250    | 200          | 450       |
| <b>Conference level 2</b>  |                |                 |         |           |         |           |         |        |              |           |
| The Plaza Suite  | 23.4 x 21.6    | 3.95            | 500     | -         | -       | 339       | 304     | 500    | 420          | 600       |
| <i>The Plaza Suite can also be split into variable syndicate rooms</i> |                |                 |         |           |         |           |         |        |              |           |
| Single Plaza Room  | 9.5 x 4.5      | 3.95            | 50      | 24        | 20      | 27        | 32      | 36     | -            | 50        |
| Double Plaza Room  | 9.5 x 9        | 3.95            | 100     | 40        | 27      | 60        | 54      | 60     | -            | 100       |
| Triple Plaza Room  | 9.5 x 13.5     | 3.95            | 150     | 40        | 38      | 80        | 72      | 90     | 60           | 130       |
| Quadruple Plaza Room   | 9.5 x 18       | 3.95            | 180     | -         | -       | 100       | 110     | 140    | 90           | 230       |
| Half the Plaza Suite   | 9.5 x 22.5     | 3.95            | 220     | -         | -       | 120       | 140     | 180    | 140          | 300       |
| <b>Mezzanine Level - Park Suites &amp; Business Centre</b>             |                |                 |         |           |         |           |         |        |              |           |
| Park Suite 1   | 5.9 x 4.3      |                 | 22      | 18        | -       | 18        | -       | 20     | -            | -         |
| Park Suite 2   | 5.9 x 4.8      |                 | 20      | 18        | -       | 12        | -       | 12     | -            | -         |
| Park Suite 3   | 5.9 x 4.3      |                 | 21      | 18        | -       | 18        | -       | 12     | -            | -         |
| Park Suite 4   | 5.9 x 4.6      |                 | 25      | 18        | -       | 27        | -       | 24     | -            | -         |
| Park Suite 5   | 5.6 x 3.6      |                 | 15      | 12        | -       | 9         | -       | 10     | -            | -         |
| Park Suite 6   | 4.5 x 3.5      |                 | -       | 10        | -       | -         | -       | 10     | -            | -         |
| Park Suite 7   | 5.9 x 4.3      |                 | 20      | 18        | -       | 12        | -       | 12     | -            | -         |
| Park Suite 8   | 4.7 x 4.2      |                 | 12      | 18        | -       | 9         | -       | 12     | -            | -         |

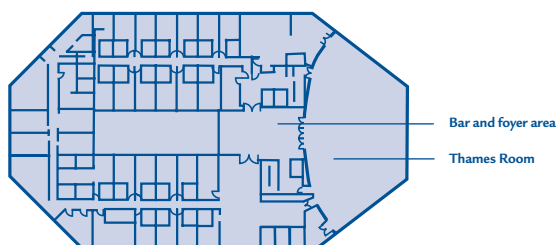
## Conference Level 1



## Conference Level 2




## First Floor



## Meetings and Events

### Meeting facilities include

- 1 large ballroom accommodating up to 660 for a reception or theatre-style, which can be divided into 2 smaller, yet sizable function rooms
- A second ballroom accommodating over 500 delegates theatre style, which can be broken down into 10 fully flexible syndicate rooms
- Thames Room boasting panoramic views of the River Thames, Houses of Parliament and the London Eye
- A number of boardrooms are also available throughout the hotel
- State-of-the-art audiovisual and technical equipment including connectivity of data, telephone and high speed internet throughout



### Riverbank Park Plaza

18 Albert Embankment  
London SE1 7JT  
United Kingdom

T: +44 (0) 20 7958 8000  
F: +44 (0) 20 7769 2400

### Reservations

T: +44 (0) 20 7034 4830  
F: +44 (0) 20 7034 4825  
rppres@parkplazahotels.co.uk

GDS Chain Code: PK  
www.riverbankparkplaza.com